










































Companies responsible for more than 50% of oil & gas production




















 Company Name	 HQ Country	Hydrocarbons Production 2021 mmboe
Saudi Aramco	 Saudi Arabia	4,346
PJSC Gazprom	 Russia	3,748
NIOC	 Iran	2,704
PetroChina Company Ltd	 China	1,932
Exxon Mobil Corporation	 USA	1,581
PJSC Rosneft Oil Company	 Russia	1,514
Shell plc	 United Kingdom	1,386
Chevron Corporation	 USA	1,322
KPC	 Kuwait	1,093
BP plc	 United Kingdom	1,067
ADNOC	 UAE	1,035
TotalEnergies SE	 France	998
Sonatrach SpA	 Algeria	965
QatarEnergy	 Qatar	925
Petrobras	 Brazil	912
PEMEX	 Mexico	810
PJSC LUKOIL	 Russia	803
Equinor ASA	 Norway	747
Eni SpA	 Italy	700

Companies with the highest absolute NZE overshoot























 Company Name	 HQ Country	IEA NZE Overshoot mmboe
Saudi Aramco	 Saudi Arabia	11,410
QatarEnergy	 Qatar	7,609
ADNOC	 UAE	6,790
Exxon Mobil Corporation	 USA	3,657
TotalEnergies SE	 France	3,287
Chevron Corporation	 USA	2,839
ConocoPhillips	 USA	2,732
NIOC	 Iran	2,707
Petrobras	 Brazil	2,568
PJSC Gazprom	 Russia	2,115
Sinopec Corp	 China	2,108
CNOOC Ltd	 China	2,088
Shell plc	 United Kingdom	1,992
PetroChina Company Ltd	 China	1,961
Eni SpA	 Italy	1,824
EOG Resources Inc	 USA	1,800
Equinor ASA	 Norway	1,701
Chesapeake Energy Corporation	 USA	1,242

GOGEL UPDATE 2022 – TABLE 3


















Companies responsible for more than 50% of exploration CAPEX

 Company Name	 HQ Country	Exploration CAPEX annual average (2020-2022) MUSD
PetroChina Company Ltd	 China	4,952
CNOOC Ltd	 China	2,505
Shell plc	 United Kingdom	2,329
Saudi Aramco	 Saudi Arabia	2,199
PEMEX	 Mexico	1,782
Sinopec Corp	 China	1,677
Pioneer Natural Resources Company	 USA	1,410
Exxon Mobil Corporation	 USA	1,402
Chevron Corporation	 USA	1,353
ONGC	 India	1,288
Equinor ASA	 Norway	1,203
BP plc	 United Kingdom	1,104
TotalEnergies SE	 France	1,013
ConocoPhillips	 USA	867
Diamondback Energy Inc	 USA	831
PJSC Rosneft Oil Company	 Russia	824
Eni SpA	 Italy	788


















Top 20 LNG terminal developers

 Company Name	 HQ Country	LNG terminal capacity under development Mtpa
Venture Global LNG Inc	 USA	71.8
QatarEnergy	 Qatar	51.1
PAO NOVATEK	 Russia	37.8
New Fortress Energy Inc	 USA	37.4
Sempra Energy	 USA	36.8
Sinopec Corp	 China	33.2
Shell plc	 United Kingdom	27.7
Tellurian Inc	 USA	27.6
NextDecade Corporation	 USA	27.0
Fairwood Peninsula Energy Corp	 USA	26.0
H-Energy Pvt Ltd	 India	23.0
TotalEnergies SE	 France	22.9
Mitsubishi Corporation	 Japan	22.1
PipeChina	 China	20.6
Alaska Gasline Development Corporation	 USA	20.1
Globaltec LLC	 Russia	18.0
Exxon Mobil Corporation	 USA	16.9
Energy Transfer LP	 USA	16.5
KOGAS	 South Korea	14.8
G2 Net-Zero LNG LLC	 USA	14.0









Companies responsible for more than 50% of short-term expansion

 Company Name	 HQ Country	Resources under development / Field evaluation as of September 2022 mmboe
Saudi Aramco	 Saudi Arabia	19,961
QatarEnergy	 Qatar	17,692
PJSC Gazprom	 Russia	13,639
Petrobras	 Brazil	8,043
ADNOC	 UAE	7,562
Exxon Mobil Corporation	 USA	7,161
TotalEnergies SE	 France	6,854
NIOC	 Iran	6,723
Chevron Corporation	 USA	5,422
Turkmengaz State Concern	 Turkmenistan	5,421
PAO NOVATEK	 Russia	4,648
Shell plc	 United Kingdom	4,398
CNOOC Ltd	 China	4,226
ConocoPhillips	 USA	3,674
Equinor ASA	 Norway	3,119













Top 15 pipeline developers

 Company Name	 HQ Country	Pipelines under development km
PipeChina	 China	13,096
PJSC Gazprom	 Russia	8,083
Indian Oil Corporation Ltd	 India	6,309
GAIL (India) Ltd	 India	6,276
NNPC	 Nigeria	6,100
CNPC	 China	3,811
ONHYM	 Morocco	2,860
Hindustan Petroleum Corporation Ltd	 India	2,360
TC Energy Corporation	 Canada	2,171
SNTGN Transgaz SA	 Romania	2,033
Sonatrach SpA	 Algeria	1,858
Globaltec LLC	 Russia	1,800
GHPL	 Pakistan	1,686
Bharat Petroleum Corporation Ltd	 India	1,630
Gujarat State Petronet Ltd	 India	1,613













Top 10 frackers

 Company Name	 HQ Country	Fracking mmboe
Exxon Mobil Corporation	 USA	397
EOG Resources Inc	 USA	355
Chevron Corporation	 USA	354
EQT Corporation	 USA	354
ConocoPhillips	 USA	341
PetroChina Company Ltd	 China	327
Occidental Petroleum Corporation	 USA	286
Pioneer Natural Resources Company	 USA	285
Devon Energy Corporatio	 USA	254
Southwestern Energy Company	 USA	240













Top 10 tar sands producers

 Company Name	 HQ Country	Tar sands mmboe
CNRL	 Canada	256
Suncor Energy Inc	 Canada	235
Cenovus Energy Inc	 Canada	205
Exxon Mobil Corporation	 USA	129
Imperial Oil Ltd	 Canada	44
TotalEnergies SE	 France	35
MEG Energy Corp	 Canada	34
ConocoPhillips	 USA	26
PJSC Tatneft	 Russia	26
CNOOC Ltd	 China	24













Top 10 coalbed methane producers

 Company Name	 HQ Country	Coalbed Methane mmboe
Shell plc	 United Kingdom	68
ConocoPhillips	 USA	43
Origin Energy Ltd	 Australia	42
CNOOC Ltd	 China	30
Sinopec Group	 China	28
IKAV Energy Inc	 USA	25
Hilcorp Energy Company	 USA	19
Santos Ltd	 Australia	13
Ember Resources Inc	 Canada	11
Carbon Creek Energy LLC	 USA	10

Top 10 extra heavy oil producers

 Company Name	 HQ Country	Extra Heavy Oil mmboe
PEMEX	 Mexico	146
Ecopetrol SA	 Colombia	116
PDVSA	 Venezuela	88
Chevron Corporation	 USA	79
Petrobras	 Brazil	64
CNOOC Ltd	 China	60
Sinopec Corp	 China	59
PetroChina Company Ltd	 China	46
CNRL	 Canada	45
Shell plc	 United Kingdom	30

Top 10 ultra deepwater producers

 Company Name	 HQ Country	Ultra Deepwater mmboe
Petrobras	 Brazil	617
Shell plc	 United Kingdom	217
BP plc	 United Kingdom	96
Chevron Corporation	 USA	83
TotalEnergies SE	 France	59
CNOOC Ltd	 China	52
Exxon Mobil Corporation	 USA	50
Delek Group Ltd	 Israel	40
Sonangol EP	 Angola	36
Equinor ASA	 Norway	35

Top 10 Arctic producers

 Company Name	 HQ Country	Arctic mmboe
PJSC Gazprom	 Russia	2,767
PAO NOVATEK	 Russia	473
PJSC Rosneft Oil Company	 Russia	248
Wintershall Dea AG	 Germany	140
Equinor ASA	 Norway	134
PJSC LUKOIL	 Russia	106
ConocoPhillips	 USA	95
Petoro AS	 Norway	75
Hilcorp Energy Company	 USA	58
OMV AG	 Austria	44